

4.3m

TSRGD 2016 DIA. 1065 - 20mph
ROUNDEL MARKING TO BE PLACED
AT ALL 20mph GATEWAY SIGNS



Signing Project				
COMISTON ROAD				
Sign Reference	PS-01	Width (mm)	600	Background
x Height		Height (mm)	600	Border
Material	Class RA2	Area (sq.m)	0.28	Legend
				White Red Black




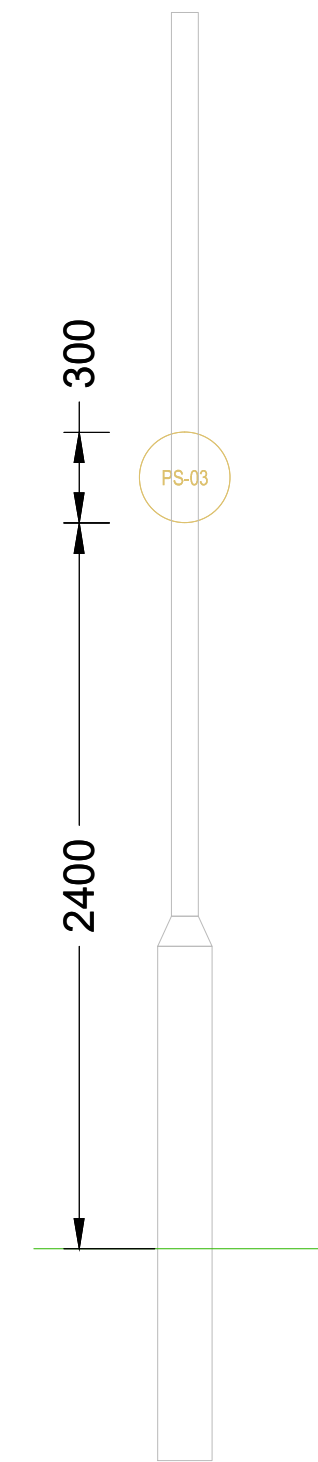

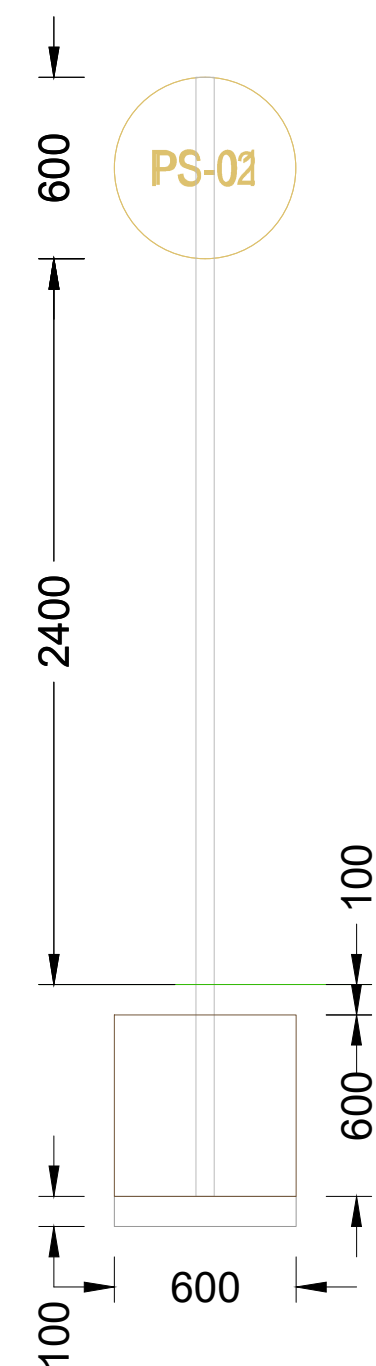
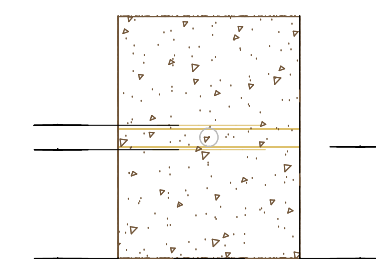
Signing Project				
COMISTON ROAD				
Sign Reference	PS-02	Width (mm)	600	Background
x Height		Height (mm)	600	Border
Material	Class RA2	Area (sq.m)	0.28	Legend
				White Red Black



Signing Project				
COMISTON ROAD				
Sign Reference	PS-03	Width (mm)	300	Background
x Height		Height (mm)	300	Border
Material	Class RA2	Area (sq.m)	0.07	Legend
				White Red Black

NOTES

1. ALL DIMENSIONS ARE IN METRES UNLESS OTHERWISE STATED.
2. THIS DRAWING CONTAINS DATA BASED UPON ORDINANCE SURVEY MAPPING. REPRODUCED BY PERMISSION OF ORDINANCE SURVEY ON BEHALF OF HMSO. CROWN COPYRIGHT AND DATABASE RIGHT 2020. ALL RIGHTS RESERVED.
3. THIS DRAWING IS TO BE READ IN CONJUNCTION WITH ALL RELEVANT DOCUMENTS.
4. TSRGD REFERS TO TRAFFIC SIGNS REGULATIONS AND GENERAL DIRECTIONS 2016.



Structural Calculation Details

Signs:

- Reference: PS-01
- Type: 600mm x 600mm
- Shape: Roundel
- Orientation: Facing front
- Mounted on posts: 1
- Mounting height: 2400mm, at post

Reference: PS-02

- Width: 600mm, Height: 600mm
- Shape: Roundel
- Orientation: Facing back
- Mounted on posts: 1
- Mounting height: 2400mm, at post

Posts:

- Quantity: 1
- Type: 60.3 x 3.2 CHS
- Spacing: N/A
- Post 1 Length: 3700mm

Base:

- Type: Combined
- Width: 600mm
- Length: 800mm
- Depth: 600mm
- Volume: 0.29cu.m
- Earth cover: 100mm
- Blinding layer: 100mm

Rev.	Date	Amendment Details	Drawn	Chk'd	App'd

This drawing should not be relied on or used in circumstances other than those for which it was originally prepared and for which Sweco UK Limited was commissioned. Sweco UK Limited accepts no responsibility for this drawing to any party other than the person by whom it was commissioned. Any party which breaches the provisions of this disclaimer shall indemnify Sweco UK Limited for all loss or damage arising therefrom.

Sweco
2nd Floor, Quay 2
139 Fountainbridge
Edinburgh
EH3 9QG
Tel: +44 (0)131 550 6300
Web: www.sweco.co.uk

Client

Drawing Status

FOR INFORMATION

Project Title

STIRLING COUNCIL
SPACES FOR PEOPLE

Drawing Title

DUNBLANE
20mph SPEED LIMIT
CONSTRUCTION DETAILS

Scale	Designed	Drawn	Checked	Approved
N/A	AMcN	AMcN	CF	CF
Original Size	Date	Date	Date	Date
A1	03.02.21	03.02.21	16.02.21	19.02.21
Drawing Number	Revision			
65202189-SWE-STR-DBL-0102	0			