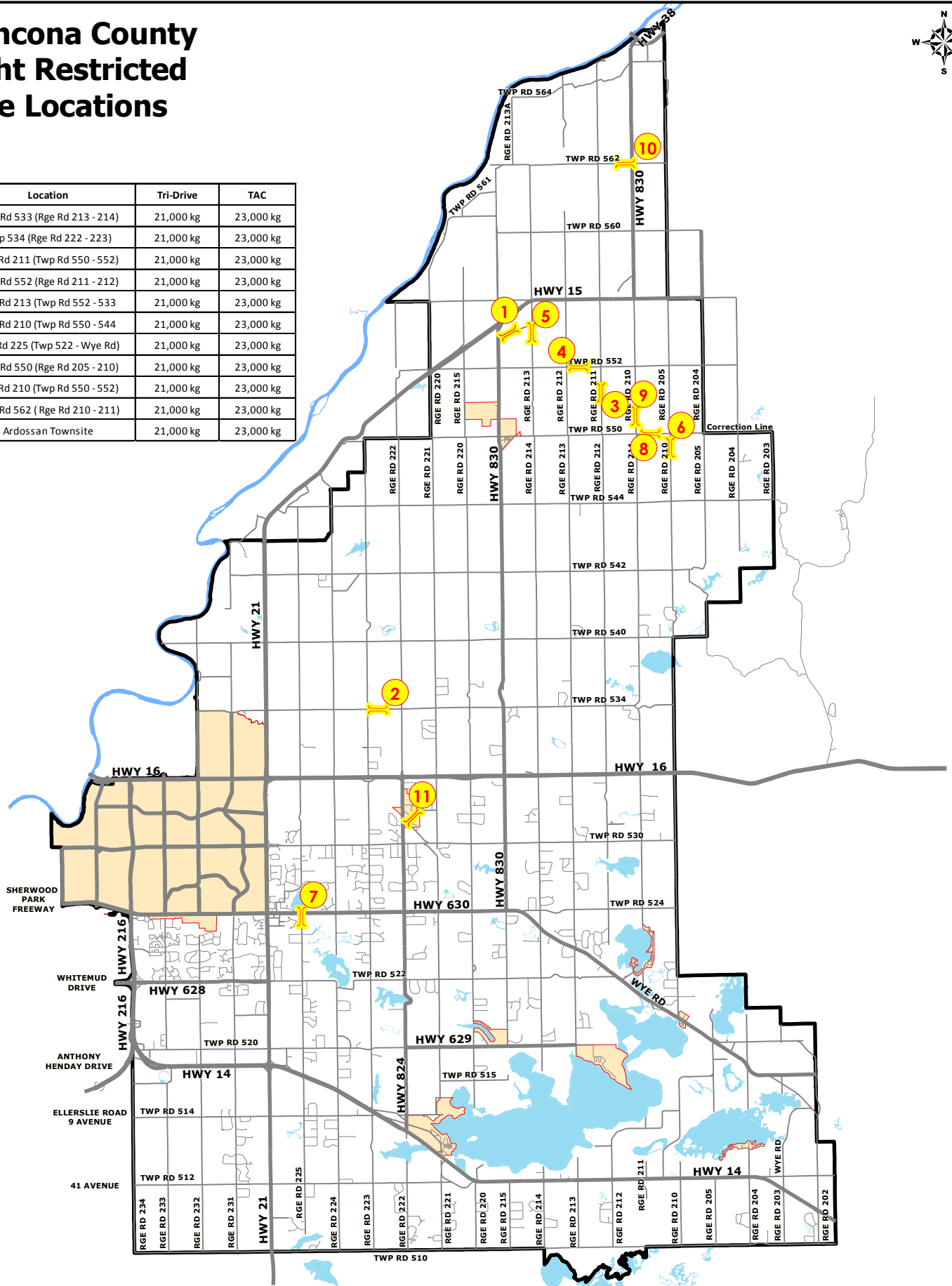





# Strathcona County Weight Restricted Bridge Locations



ID	Location	Tri-Drive	TAC
1	Twp Rd 533 (Rge Rd 213 - 214)	21,000 kg	23,000 kg
2	Twp 534 (Rge Rd 222 - 223)	21,000 kg	23,000 kg
3	Rge Rd 211 (Twp Rd 550 - 552)	21,000 kg	23,000 kg
4	Twp Rd 552 (Rge Rd 211 - 212)	21,000 kg	23,000 kg
5	Rge Rd 213 (Twp Rd 552 - 533)	21,000 kg	23,000 kg
6	Rge Rd 210 (Twp Rd 550 - 544)	21,000 kg	23,000 kg
7	Rge Rd 225 (Twp 522 - Wye Rd)	21,000 kg	23,000 kg
8	Twp Rd 550 (Rge Rd 205 - 210)	21,000 kg	23,000 kg
9	Rge Rd 210 (Twp Rd 550 - 552)	21,000 kg	23,000 kg
10	Twp Rd 562 (Rge Rd 210 - 211)	21,000 kg	23,000 kg
11	Ardossan Townsite	21,000 kg	23,000 kg



-  Municipal Boundary
-  Hamlet Boundary
-  Weight Restricted Bridge